

Unit


1

At school





© Richmond Publishing
This free sample content
is for teacher review only
and may not be copied or sold.



© Richmond Publishing
This free sample content
is for teacher review only
and may not be copied or sold



Unit 1 At school

Name: _____

Vocabulary: crayon, book, yellow

All together time: Show the children lots of crayons of different colors. Children select and remove all the yellow crayons.

Table time: Children color the book yellow.





© Richmond Publishing
This free sample content
is for teacher review only
and may not be copied



Unit 1 At school



Name: _____

Vocabulary: teacher, sitting down, standing up, yellow

All together time: Make pairs of identical objects, for example: crayons, pencils, erasers. Display these objects, and the children sort them into pairs. Introduce *same* and *different*.

Table time: Children match the identical teachers with a yellow crayon.



Tommy





Unit 1 At school


Name: _____

© Richmond Publishing
This free sample content
is for teacher review only
and may not be copied or sold.

Write the child's name on the dotted line.

Table time: Children draw themselves.





© Richmond Publishing
This is for teacher review only
and may not be copied or distributed.



Unit 1 At school

Name: _____

Vocabulary: book, crayon, floor, teacher

All together time: Revise the vocabulary by playing games with the flashcards.

Table time 🎧 1: Play the audio. Children listen and pop the bubbles with their finger. They listen again and put color stickers on the bubbles.



Traditional Stories

Story 1 The ugly baby duck

Story 2 The frog prince

Story 3 The three little pigs





© Richmond Publishing
This free sample content
is for teacher review only
and may not be copied or sold.



Traditional Story 1



The ugly baby duck

Name: _____

 Color the baby duck.





The ugly baby duck





Traditional Story 1



The ugly baby duck

Name: _____

 Color the sun yellow and the flowers red.





The ugly baby duck






Traditional Story 1

The ugly baby duck

Name: _____

 Trace the reeds.





The ugly baby duck





Traditional Story 1



The ugly baby duck

Name: _____

- Put color stickers on the path from the baby duck to the sad face and from the swan to the happy face.





The ugly baby duck: Story song

Go to sleep, Baby Duck,
Go to sleep in the moonlight.
Go to sleep, Baby Duck,
Till the morning is bright.





Traditional Story 1

The ugly baby duck

Name: _____

 Draw a line from the adults to the babies.



© Richmond Publishing
This free sample content
is for teacher review only
and may not be copied or sold



© Richmond Publishing
This free sample content
is for teacher review only
and may not be copied or sold.